




Parts Palette: 0006_65535_Slc_80x80

		65535_Slc_Bl_80_80_0001	65535_Slc_Gr_80_80_0001	65535_Slc_Or_80_80_0001
Off/ State0	_OFF			
On/ State1	_ON			

		65535_Slc_Rd_80_80_0001	65535_Slc_Wh_80_80_0001	65535_Slc_Ye_80_80_0001
Off/ State0	_OFF			
On/ State1	_ON			